



# 2026 Natural Gas Forum:

## *Powering Economic Growth*

### *Part II*

May 25, 2026  
2:30PM – 4:00PM ADT

# *Welcome and introduction*



**Michelle Robichaud**

President  
*Atlantica Centre for Energy*



**Jonathan Alward**

Vice President, Policy  
*Atlantica Centre for Energy*

# *Land Acknowledgment*

*We respectfully acknowledge that this webinar is being hosted in the Kennebecasis Valley, situated on the unceded and surrendered territory of the Wolastoqey. We seek to repair and rebuild meaningful relationships with Indigenous peoples and honour these lands which hold the hopes of future generations.*

# *Atlantica Centre for Energy*

*A proactive voice for the energy sector in Atlantic Canada*



Facilitating Dialogue



Improving Energy Literacy



Fostering Partnerships

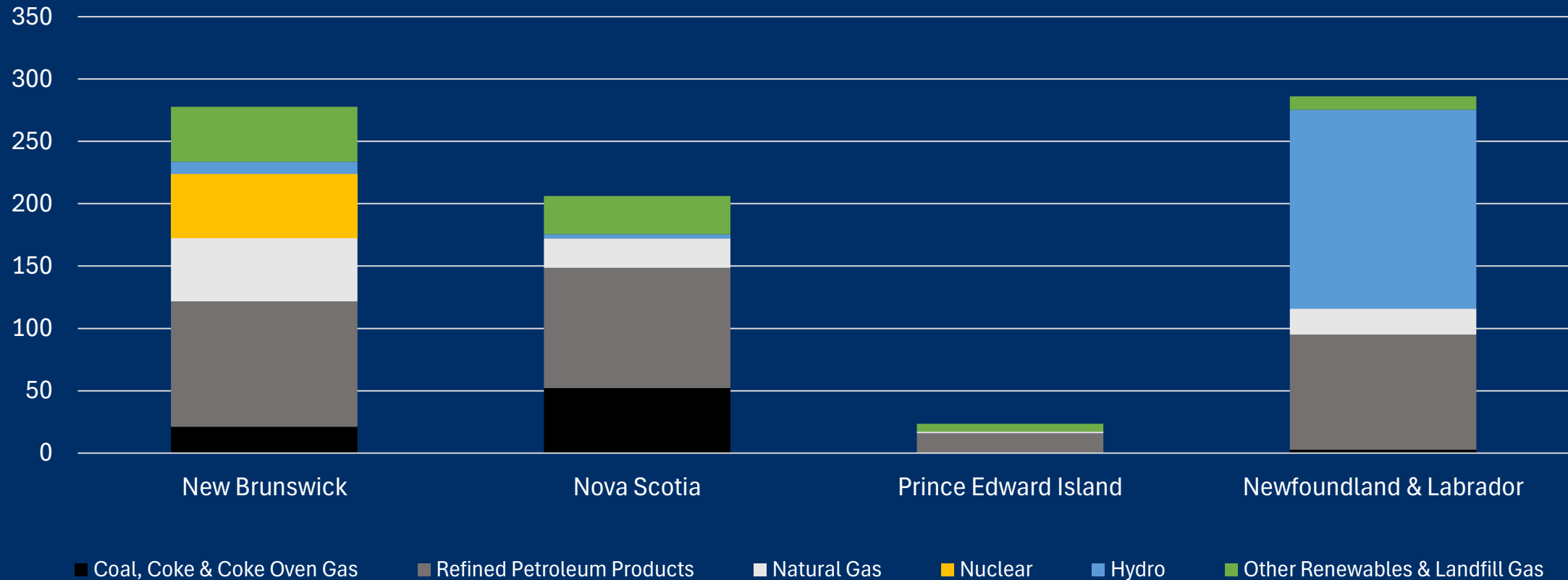
# *Atlantica Centre for Energy*

*We support the energy transition  
while remaining open to all technologies.*

# *What is the role of natural gas in Atlantic Canada?*

- ***Supply:*** Last December we explored how natural gas moves into and across Atlantic Canada. We also heard presentations on the untapped natural gas resources in NB, NS and NL.
- ***Demand:*** Today, natural gas helps heat and power many businesses and some homes across the Maritimes. It also plays important roles in offshore oil extraction and electricity generation.

# Primary Energy Demand in Atlantic Canada, 2022 (PJ)



- *Definition: **Primary energy demand** is the total energy used in a province or region, including energy to generate electricity.*
- *Source: Canada Energy Regulator, Provincial and Territorial Energy Profiles (2022)*
- *Note: Doesn't include fuels consumed in electricity generation.*

# *How is natural gas used in Atlantic Canada?*



**Chris MacAulay**

President

*Eastward Energy*



**Jason Walsh**

Regional Manager, New Services

*Liberty Utilities*




**Kevin Larmer**

Senior Director, Policy & Regulation

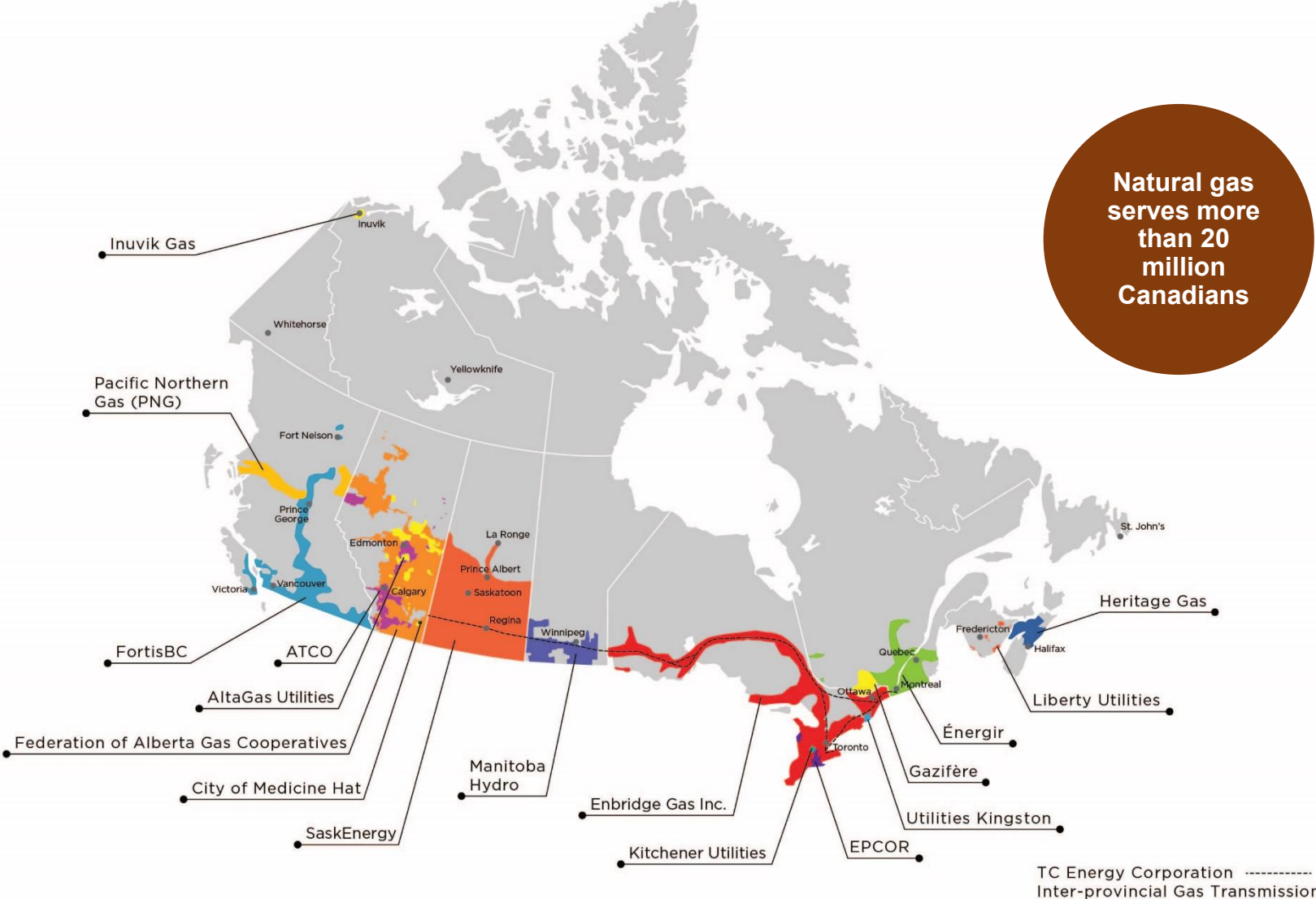
Canadian Gas Association

# NATURAL GAS IN CANADA

---



# GAS DELIVERY COMPANIES IN CANADA



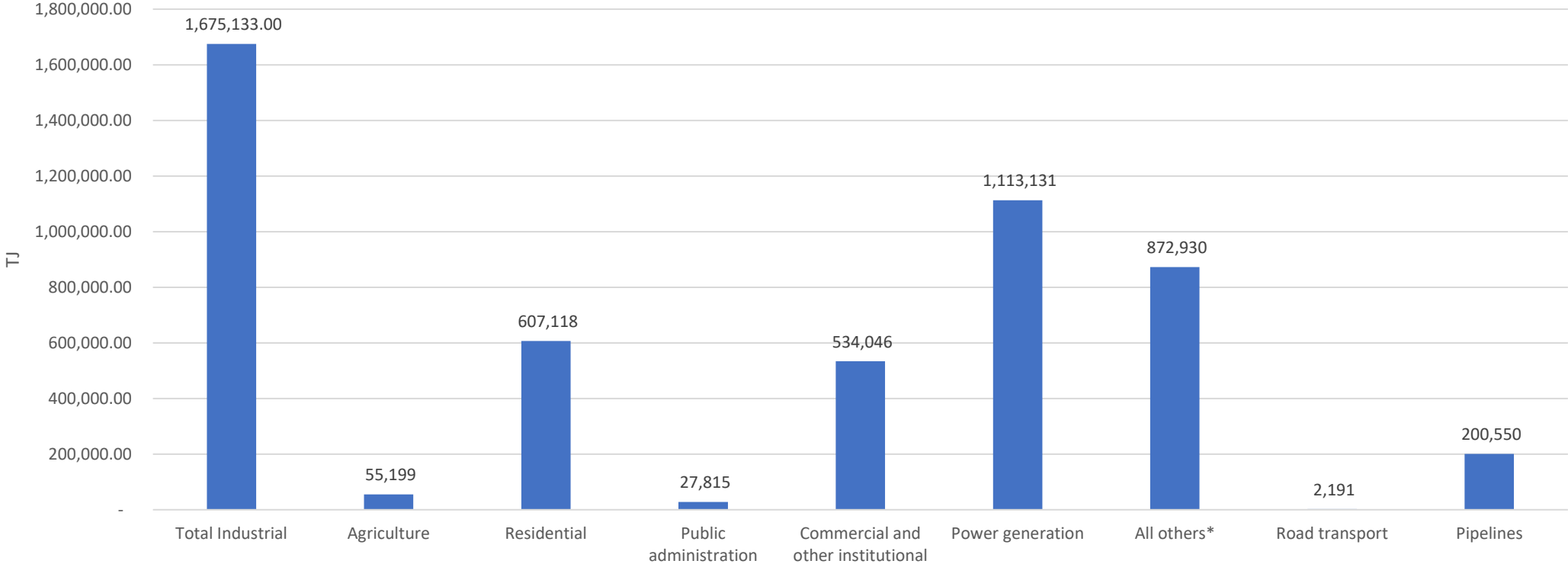
Natural gas serves more than 20 million Canadians

Natural gas meets nearly 40% of Canadian energy needs

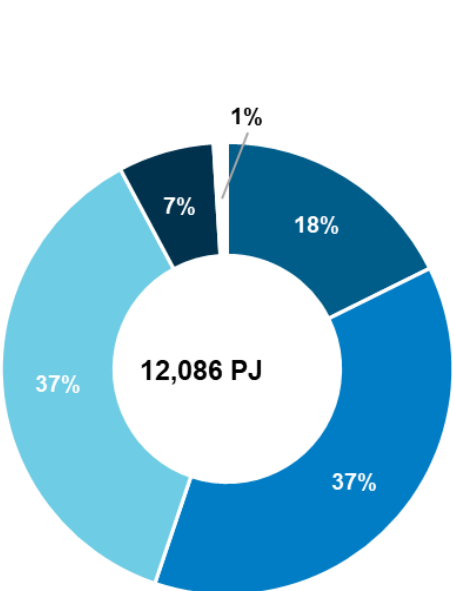
CGA Members have over 600,000 km of natural gas delivery lines

# HOW DO CANADIANS USE NATURAL GAS?

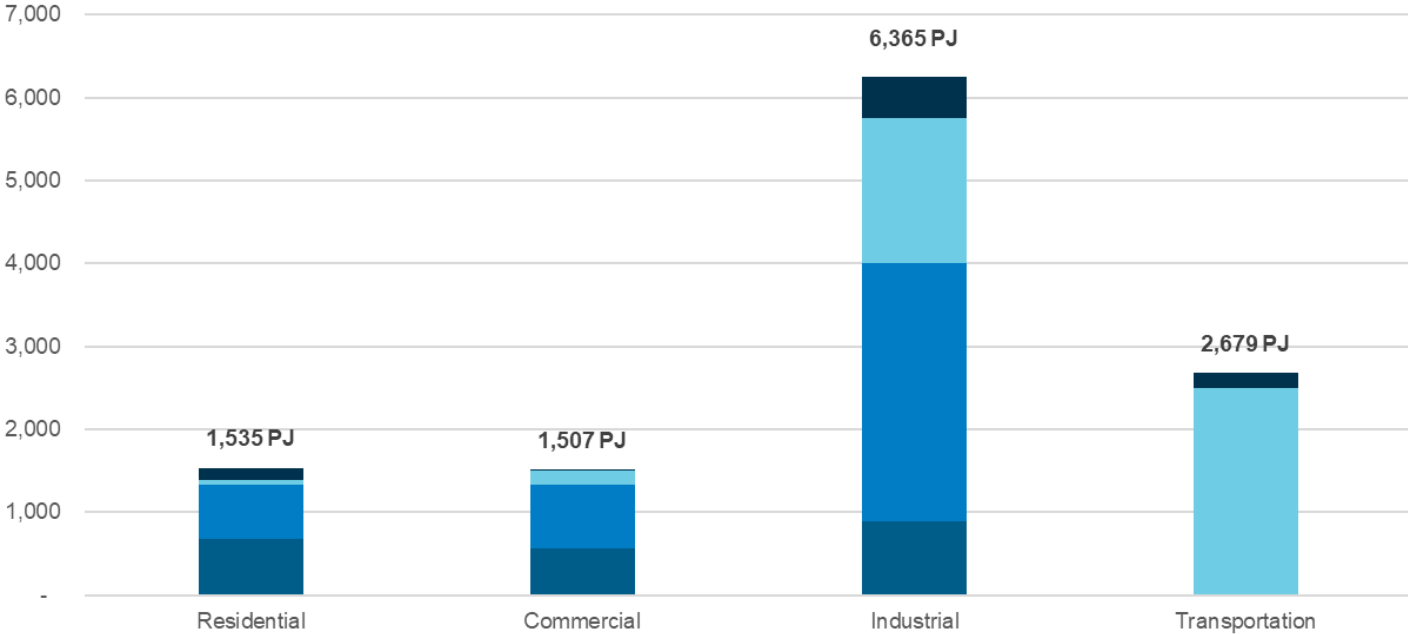
NATURAL GAS USE - BY SECTOR (2024)



# NATURAL GAS IS THE LARGEST SOURCE OF ENERGY FOR BUILDINGS AND INDUSTRY

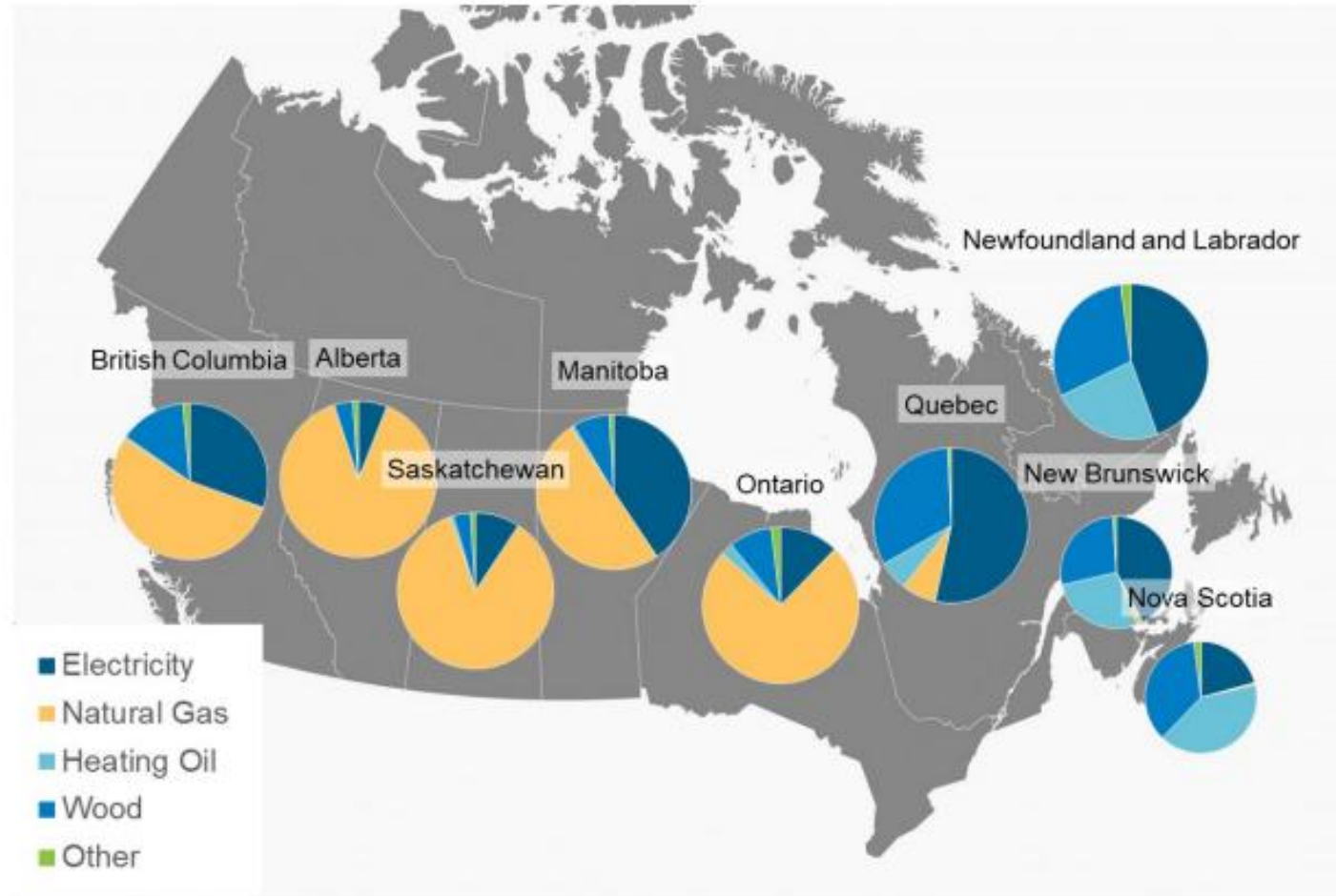


■ Electricity ■ Natural Gas ■ RPP ■ Biofuels & Emerging Energy ■ Other

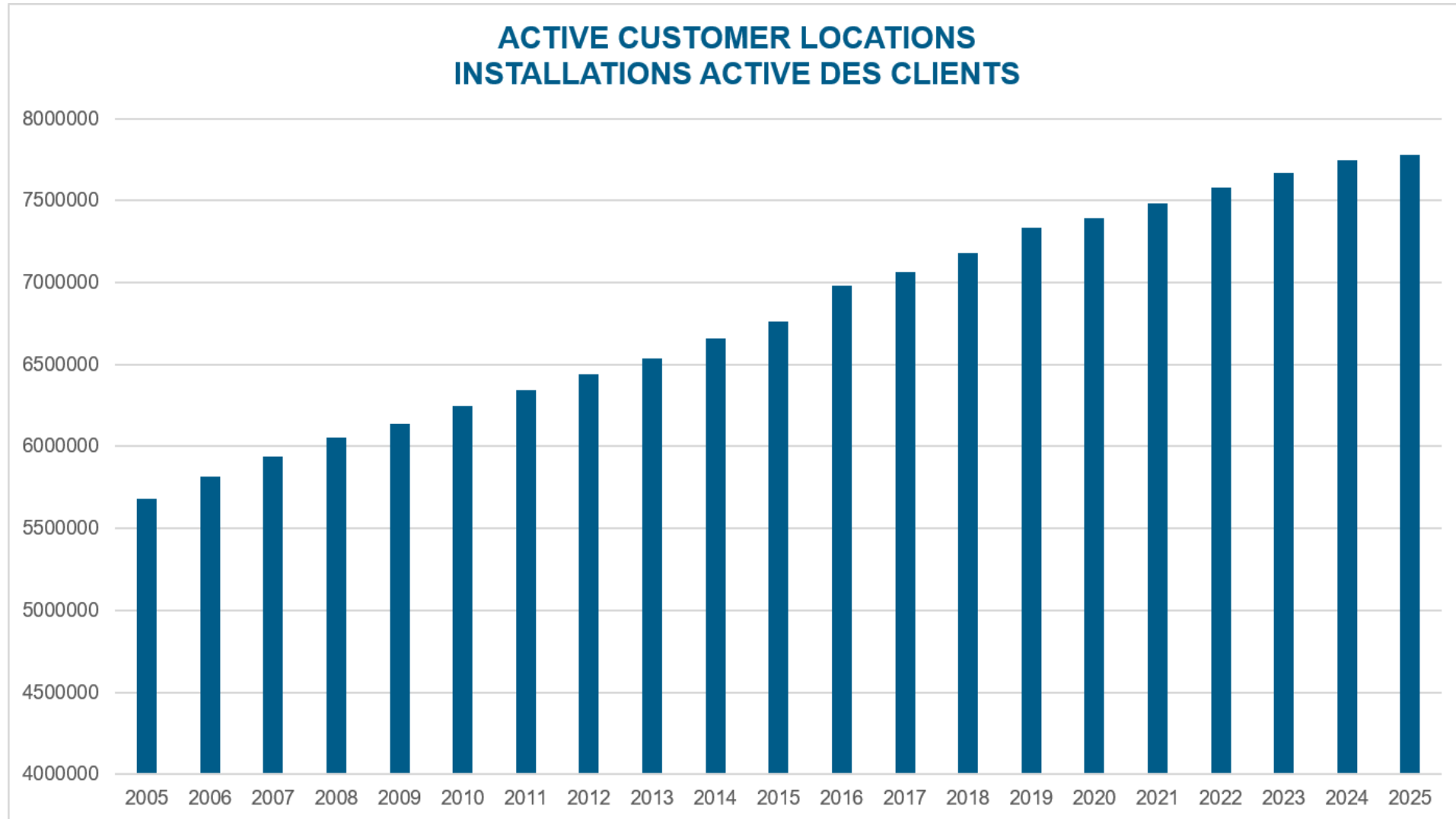


# NATURAL GAS HEATING ACROSS CANADA

Exhibit 4 - Comparison of primary residential heating fuel source by province<sup>6</sup>



# NATURAL GAS CONSUMER GROWTH



**For more information visit  
[www.cga.ca](http://www.cga.ca)**



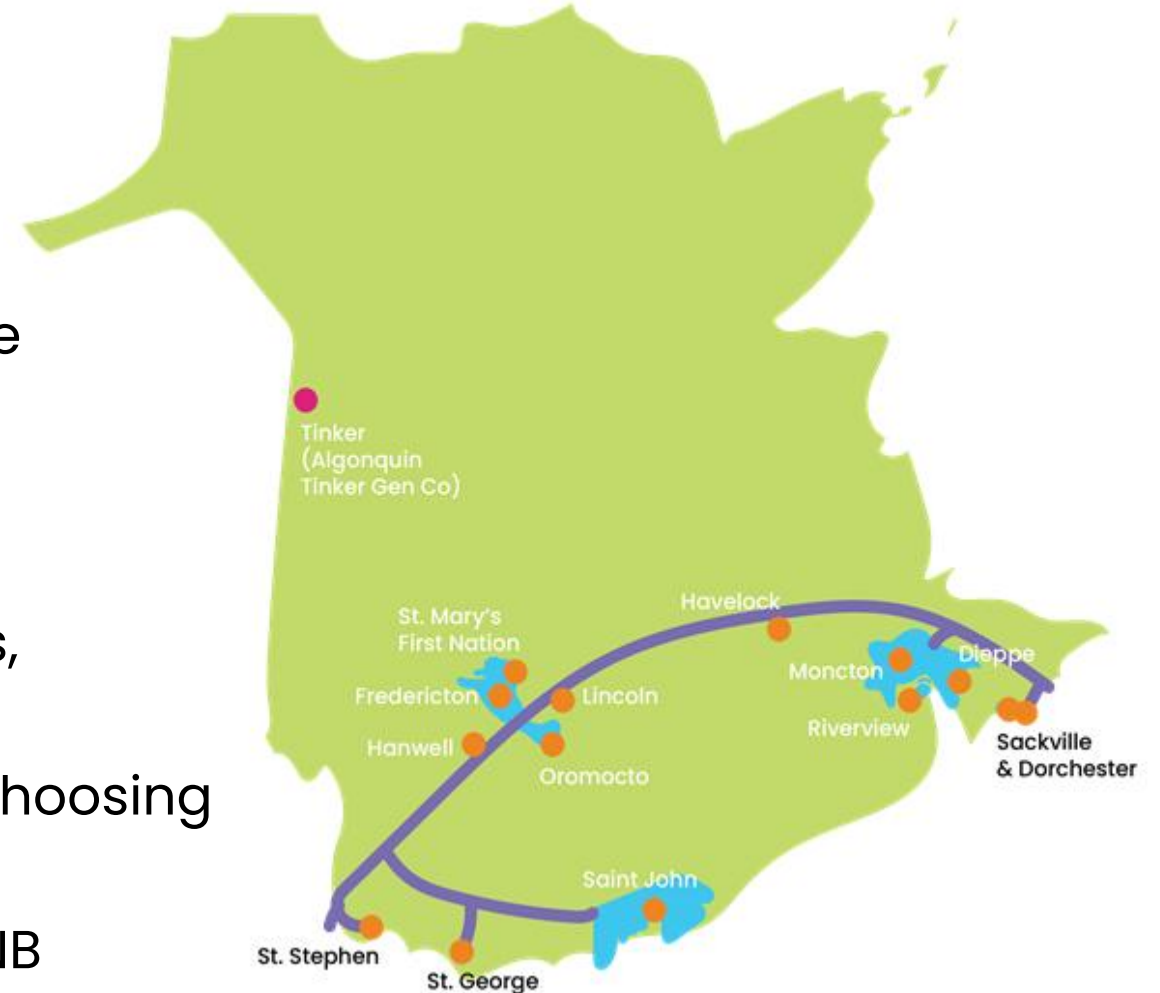
Liberty  
Atlantica Centre for Energy

May 25, 2026



# Liberty Gas New Brunswick

- Natural Gas distribution franchise in NB
- Greenfield utility – 25 years in operation
- Operates & maintains over 1,200 km pipeline
- Serves 12,500 customers in 14 communities
- Invested over \$500 Million in NB
- 2/3 of residents benefit from natural gas
- Energy of choice in public schools, hospitals, universities, and retail locations
- In last 5 years, customers saved \$45 M by choosing natural gas
- 3.5 M tonnes of GHG emissions reduced in NB



# Natural Gas in New Brunswick: as important an energy source as electricity



Natural Gas = Electricity



2020 New Brunswick Natural Gas  
consumption = **43 million GJs of Natural Gas**  
*according to Statistics Canada*

2020 New Brunswick Electricity  
consumption = **12.7 million MWh**  
*according to 2020 NB Power annual report*

## Powerful energy for decades to come

- How do you displace all that natural gas?
- How many electric power plants would need to be built?
- 7 million GJ's distributed on the NB public system and there is capacity to double that number with very little system upgrades.

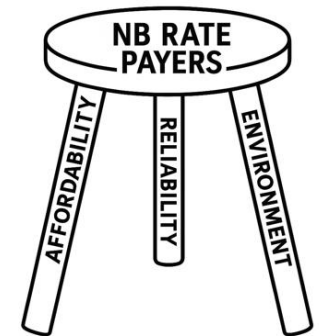
**Note: GJ to KWh conversion: 1GJ = 277 KWh**  
43 million GJs = 12 million MWh



# Consumers Demand More from their Energy Systems

Energy systems must now have these attributes:

- **Affordable** – must fit within a certain proportion of consumer spending
- **Reliable & Resilient** – Need to consistently deliver the energy required
- **Sustainability**– Low carbon footprint



## Affordable



homeowners saved

24%

compared to electricity\*

businesses saved

46%

compared to electricity\*

Reliable 

75


The number of **years** the average customer will go without experiencing an unplanned outage.

## Safe



5

The number of **times** in a row that Liberty has won the Canadian Gas Association's **Corporate Safety Award**.

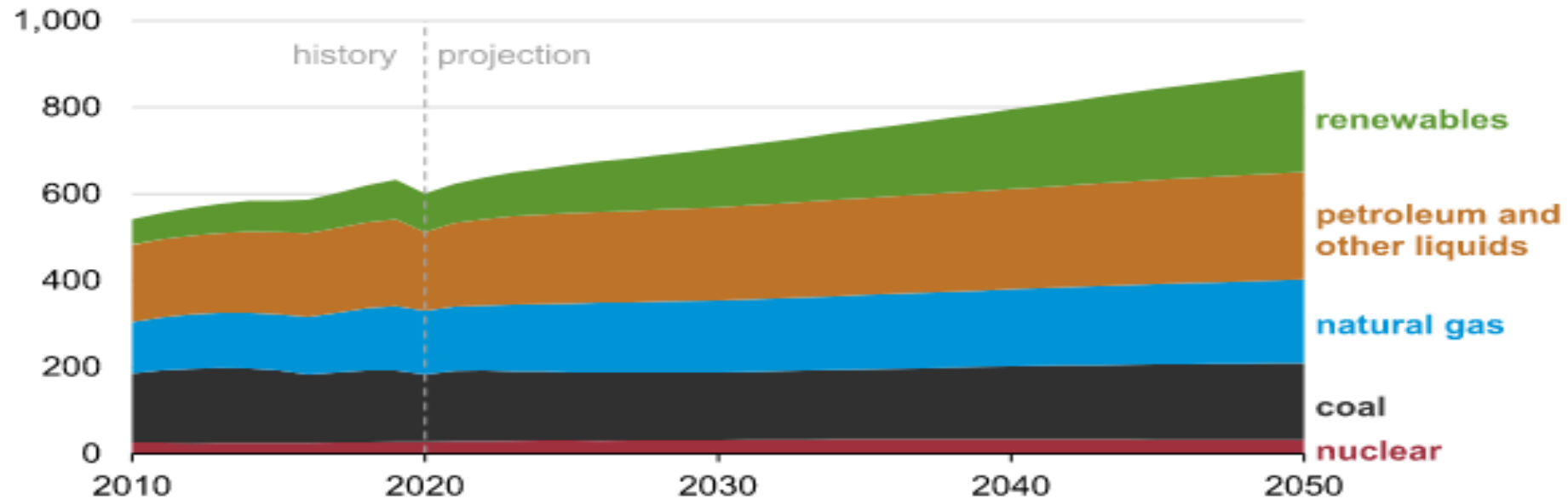
Lower Total Cost 

The total cost of natural gas is on average **8.12 cents per kWh** compared to **13.27 cents per kWh for electricity** for residential customers.\*

# World Energy Use is Increasing

EIA projects nearly 50% increase in world energy use by 2050, led by growth in renewables

Global primary energy consumption by energy source (2010–2050)  
quadrillion British thermal units

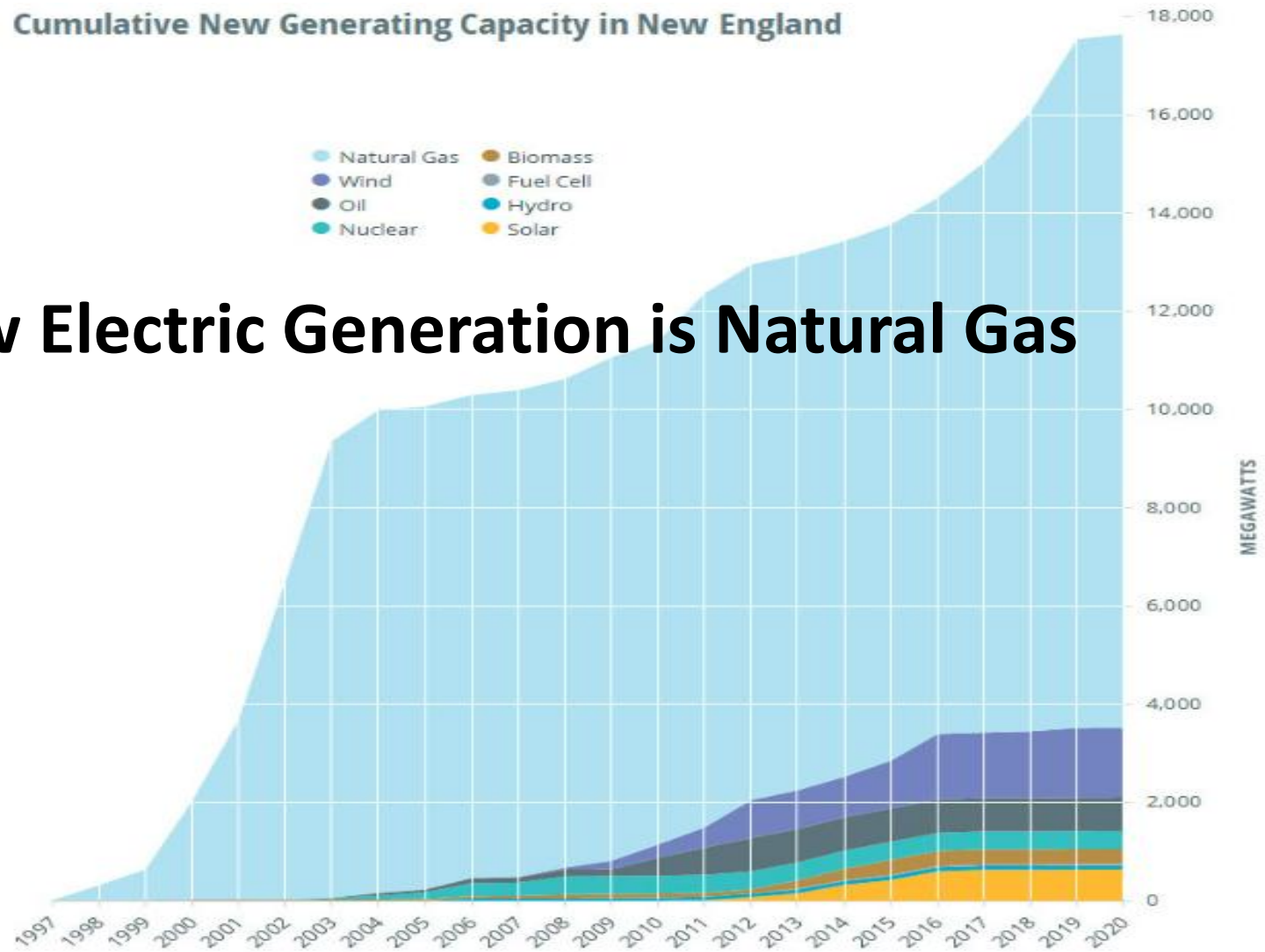


Source: eia - U.S. Energy Information Administration



## Cumulative New Generating Capacity in New England

# Most New Electric Generation is Natural Gas

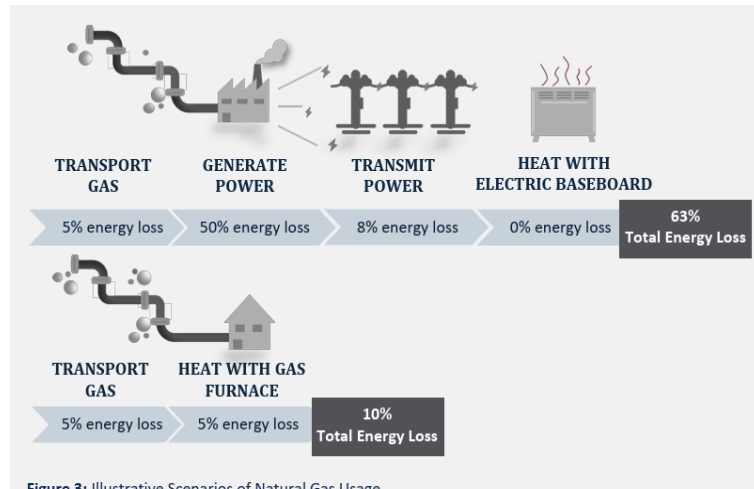


Note: New generating capacity for years 2016–2020 includes resources clearing in recent Forward Capacity Auctions.

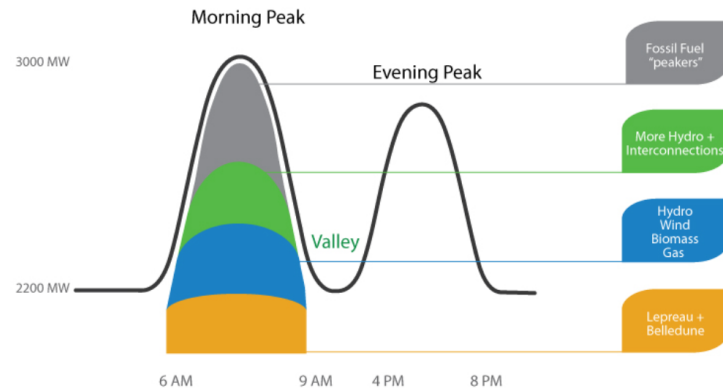
Source: ISO New England



# Distributed Natural Gas - Key Piece of the Energy Evolution

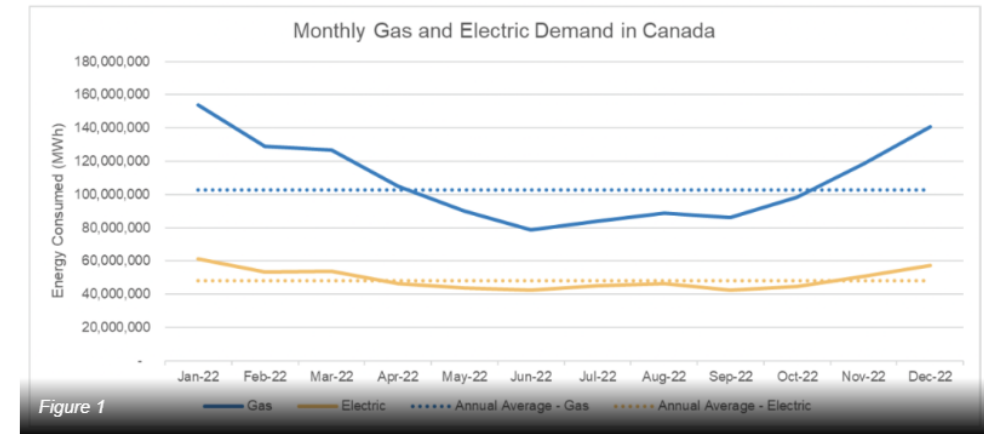


Source: Fit For the Future Report (March 2023) <https://www.gnb.ca/en/topic/environment-resources/energy-mineral/nb-power-review.html>



This graph is representative of what occurs during peak electricity times in NB. The actual allocations of electricity generation and amounts are dependent upon many factors including weather, demand, availability and market prices and conditions

Source: NB Power <https://www.nbpower.com/en/save-energy/beat-the-peak/what-is-peak-demand>



Source: CGA <https://www.cga.ca/energy-magazine-post/peak-demand-facts-and-developments/>

- New Brunswick energy use
  - Electricity: ~12.7 MWh
  - Natural gas: ~12 MWh (~43 million GJ)
  - Approximately equal split
- Canada national energy use
  - Electricity: ~580 TWh
  - Natural gas: ~1,230 TWh
  - Natural gas usage is ~2.1x higher than electricity
- NB Natural Gas Distribution Infrastructure
  - Liberty distributes ~7 million GJ/year
  - Existing system could easily handle ~2x more volume
- Key insight
  - Natural gas power generation will increase
  - However, greater near-term value comes from maximizing existing natural gas distribution systems



# A Successful Low Carbon Strategy Needs an Integrated Energy Policy



# Eastward Energy Atlantica Centre for Energy

May 25, 2026



**23**  
years in  
Nova Scotia



**99.999%**  
**Reliable**

A customer can expect  
a one-hour outage only  
once in 70 years

Energy delivered  
by Eastward  
is equivalent to nearly

**25%**

of the energy  
delivered by  
Nova Scotia Power



**Eastward**

provides among  
the lowest cost  
options in  
**Nova Scotia**  
for space heating and  
domestic hot water

**56% of Multi-Unit Residential Buildings in  
Nova Scotia use natural gas**

Natural gas serves 14%  
of all dwellings in the  
province



Over

**\$500 million**

invested to-date in infrastructure and long-term  
supply commitments





**Emissions Reductions:**

Natural gas has significantly contributed to reducing emissions by converting institutions, industries, homes, and businesses off oil.

**Sustaining Industry:**

Natural gas supports many of the major institutions (universities and hospitals) and many of the largest industries and employers including farming, paper and food products, tires, brick manufacturing, beer, and more.

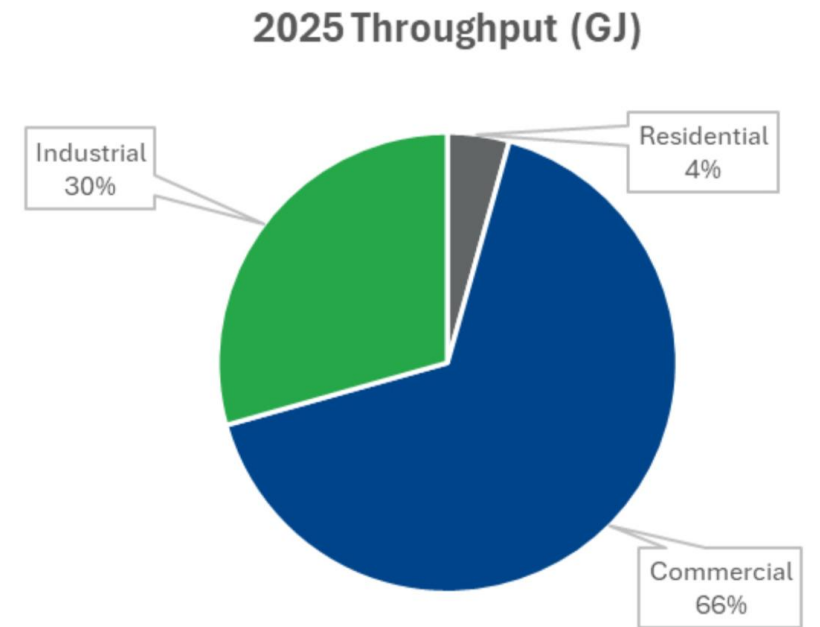
**Natural Gas Supports Electricity Generation:**

Natural gas provides electricity generation for Nova Scotia Power. It enables the addition of more renewables on the electric grid.

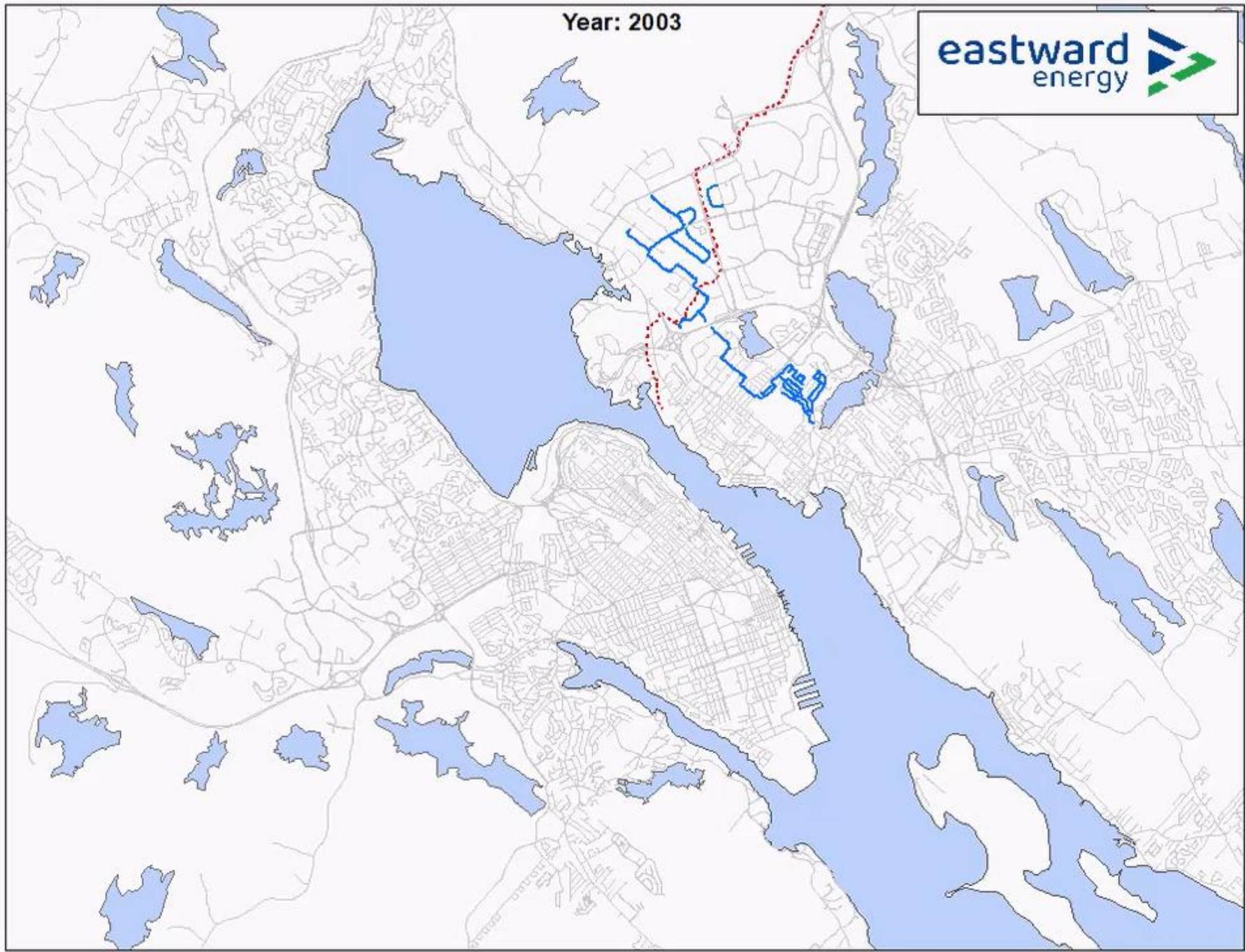
**Legacy Impact:**

The natural gas industry in N.S. was introduced by the Sable Offshore Energy Project; Canada's first offshore natural gas project in the 1990s. This project alone contributed nearly \$4 billion in payments to the province during its 20 years of operations.


# Eastward Gas Usage (2025)



Year: 2003




# Need for Collaboration




**Growth in electric demand** is sparking the need to expand the electric system to meet **rapidly increasing peak requirements**.



The **cost of building peak electric generation**, that will be only be used during the coldest days of the year, **will be very high**.



**Electrification as the sole pathway** to address energy and climate targets will result in **higher costs**. Isolated IRP's do not by their nature evaluate other cost-effective means to meet targets.



Current **Demand Side Management (DSM)** programs in Nova Scotia can have the effect of **increasing electricity costs**

# *Why is natural gas used in the Maritimes?*



**Michel Raymond**

Divisional VP, Nova Scotia  
*Canadian Manufacturers & Exporters*



**Matthew Rust**

CFO and VP Administration  
*Maritime Paper*



**Neil Brown**

President & Owner  
*BellBoy Drycleaning and Laundry Ltd.*

# *Can natural gas help reduce greenhouse gas emissions in the Maritimes?*



**Dr. Larry Hughes**

Research Fellow

*MacEachen Institute for Public  
Policy & Governance*

*Dalhousie University*



**Mark Sidebottom**

Executive Advisor

*Dunsky Energy + Climate Advisors*

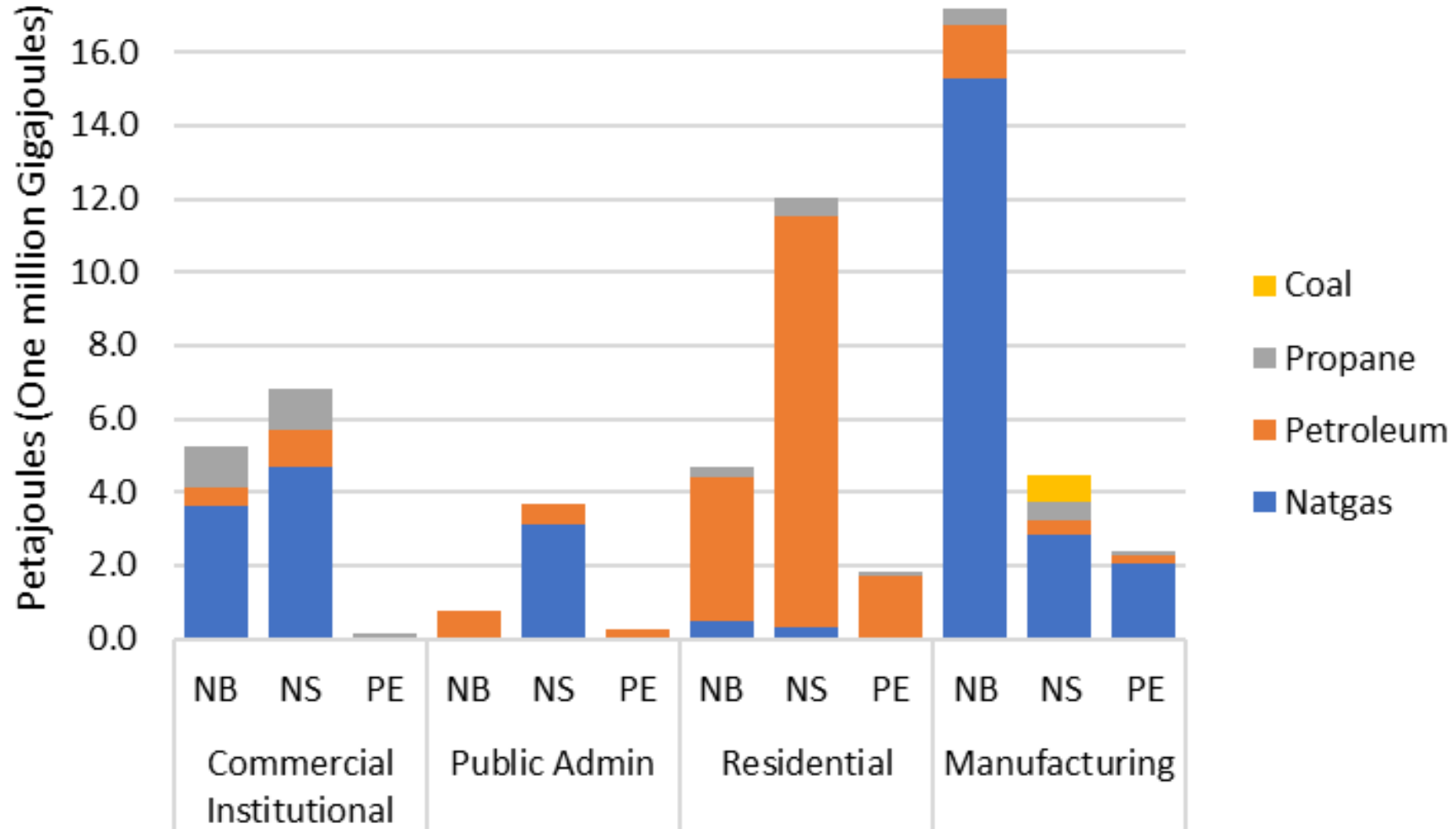


**Jennifer Green**

Executive Director

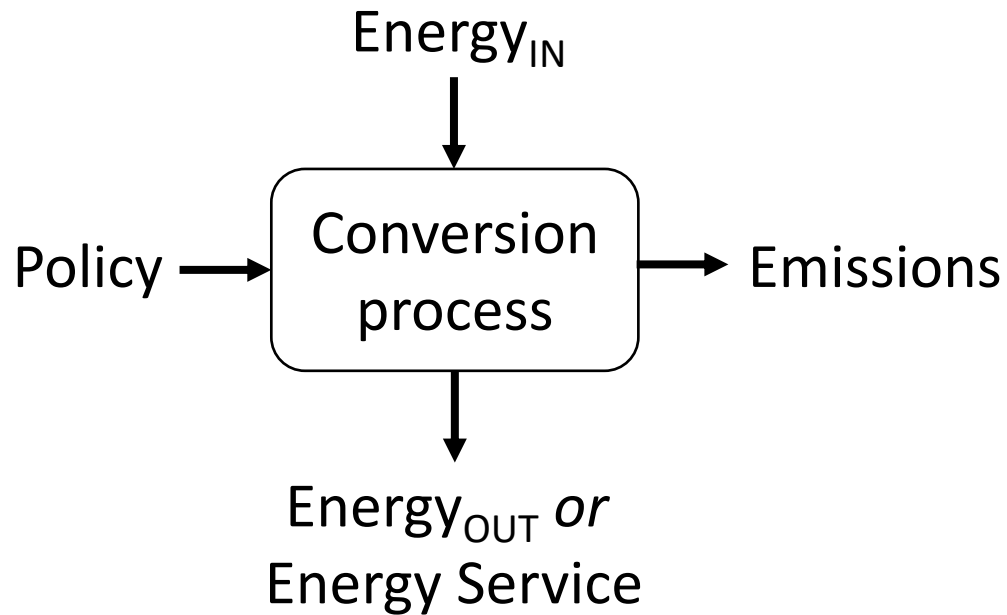
*Canadian Biogas Association*

# Non-electric energy use in the Maritimes (2024)



- Source: Statistics Canada. Table 25-10-0029-01 Supply and demand of primary and secondary energy in terajoules, annual
- <https://doi.org/10.25318/2510002901-eng>

# Energy conversion and emissions

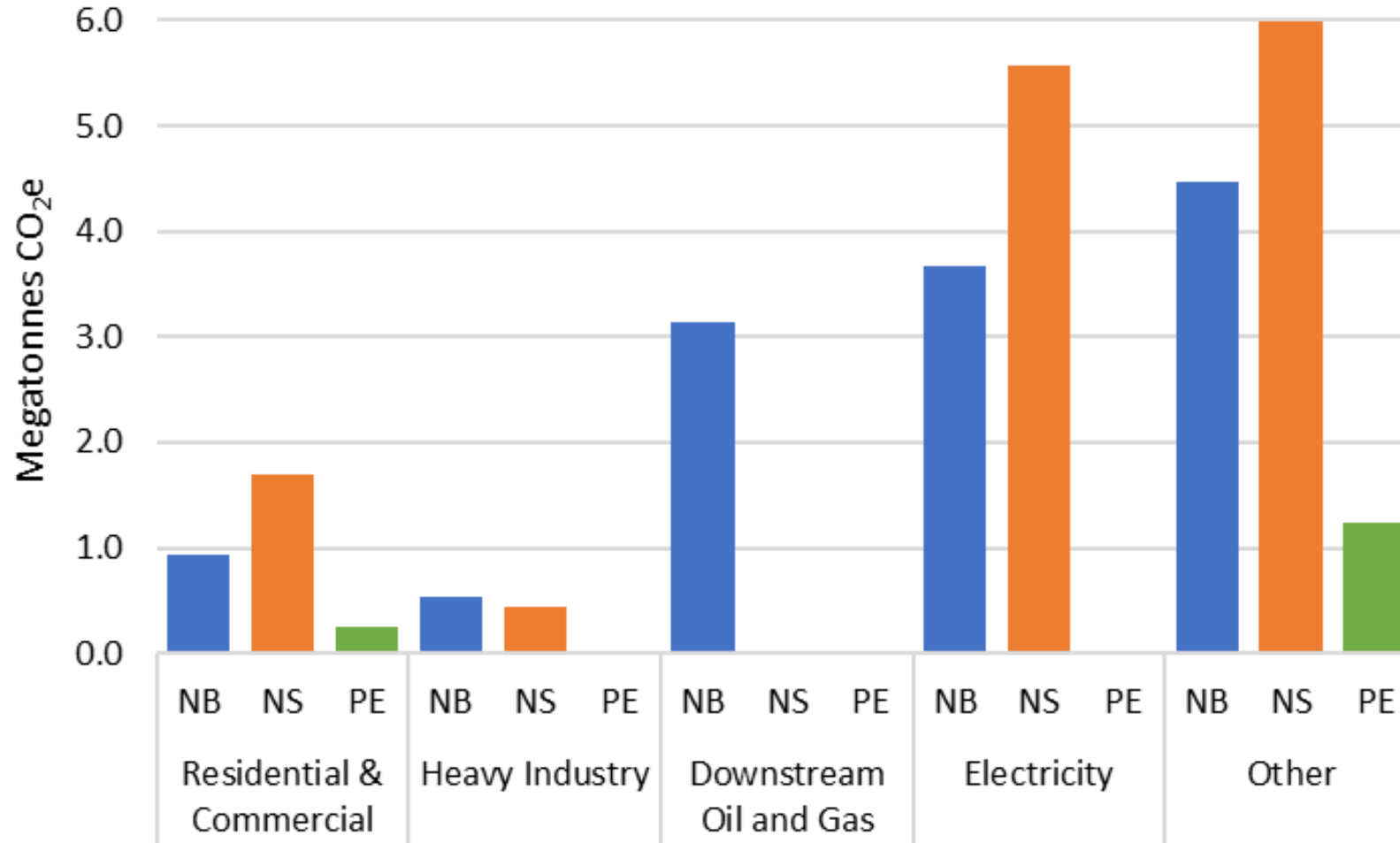


$$\text{Efficiency} = \text{Energy}_{\text{OUT}} : \text{Energy}_{\text{IN}}$$

Energy source	Emission Factors (CO <sub>2</sub> e kg/GJ)
Coal	80.1
Propane	59.3
Petroleum products	67.9 - 75.6
Natural gas	51.6
Renewable natural gas	Carbon neutral

- Source: Canada Energy Regulator, Energy conversion tables,
- <https://apps.cer-rec.gc.ca/Conversion/conversion-tables.aspx?GoCTemplateCulture=en-CA>
- Source: ECCC, National Inventory Report 1990–2024: Greenhouse Gas Sources and Sinks in Canada. Annex 6 – Emission Factors
- <https://data-donnees.az.ec.gc.ca/data/substances/monitor/canada-s-official-greenhouse-gas-inventory/D-Emission-Factors/?lang=en>

# Provincial CO<sub>2</sub>e emissions by sector (2024)



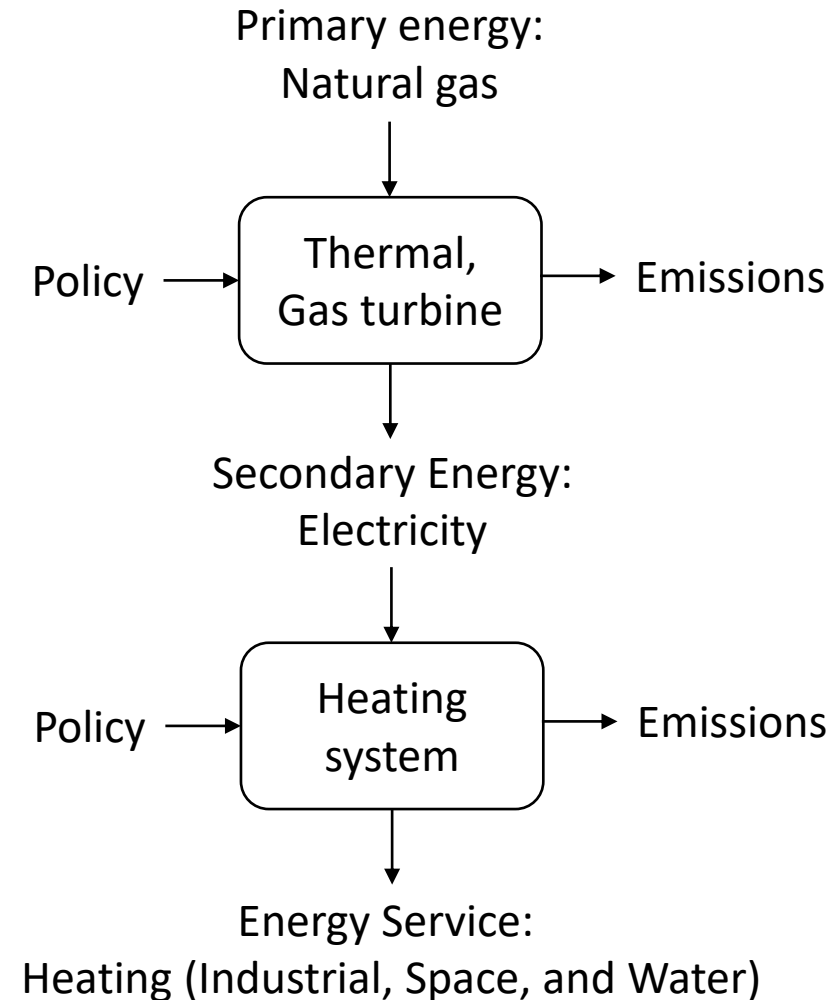
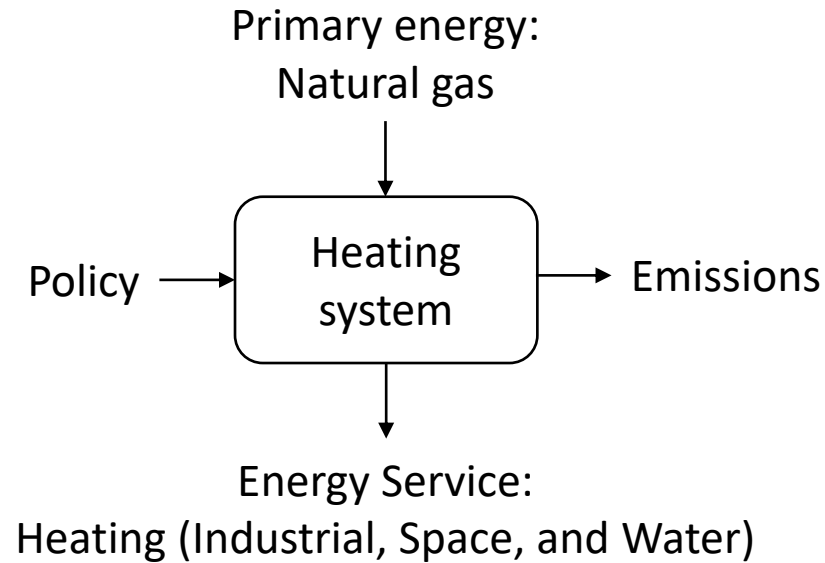
- Source: Provincial and Territorial Greenhouse Gas Emission Tables by Canadian Economic Sector, 1990–2024
- <https://data-donnees.az.ec.gc.ca/data/substances/monitor/canada-s-official-greenhouse-gas-inventory/B-Economic-Sector?lang=en>

# Maritime Provinces' 2030 emissions targets

Province	2030 Emissions Target			2024 emissions (Mt)	Reduction per year (2025-2030) (Mt)
	2005 emissions (Mt)	Reduction (below 2005)	2030 emissions (Mt)		
Prince Edward Island	1.90	36%	1.21	1.49	0.05
Nova Scotia	22.02	53%	10.35	13.69	0.56
New Brunswick	20.00	46%	10.80	12.76	0.33

- Source: *Provincial and Territorial Greenhouse Gas Emission Tables by Canadian Economic Sector, 1990–2024*
- <https://data-donnees.az.ec.gc.ca/data/substances/monitor/canada-s-official-greenhouse-gas-inventory/B-Economic-Sector?lang=en>

# Reducing emissions using natural gas



nearly  
**300**  
active projects  
operating in  
Canada

**2M t**  
waste processed

**32 PJ**  
total low-carbon  
energy  
production

**26**  
RNG projects in  
development

## Agricultural Biogas & RNG

**43** Projects

**2 PJ** of Clean  
Energy Production



## Stand-Alone AD Biogas & RNG

**14** Projects

**1.7 PJ** of Clean  
Energy Production



## Municipal & Industrial WWTF Biogas & RNG

**123** Projects

**9.9 PJ** of Clean  
Energy Production



## Landfill Gas & RNG

**112** Projects

**18.8 PJ** of Clean  
Energy Production



Figure 2. Total Facilities by Province

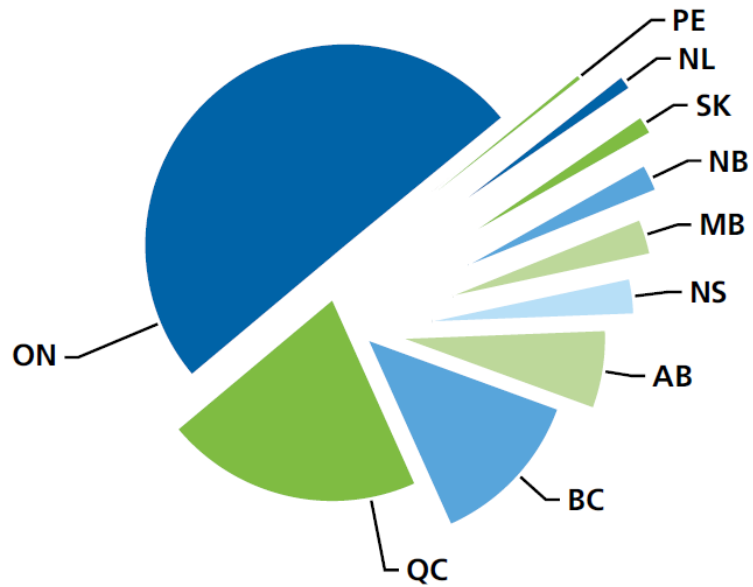
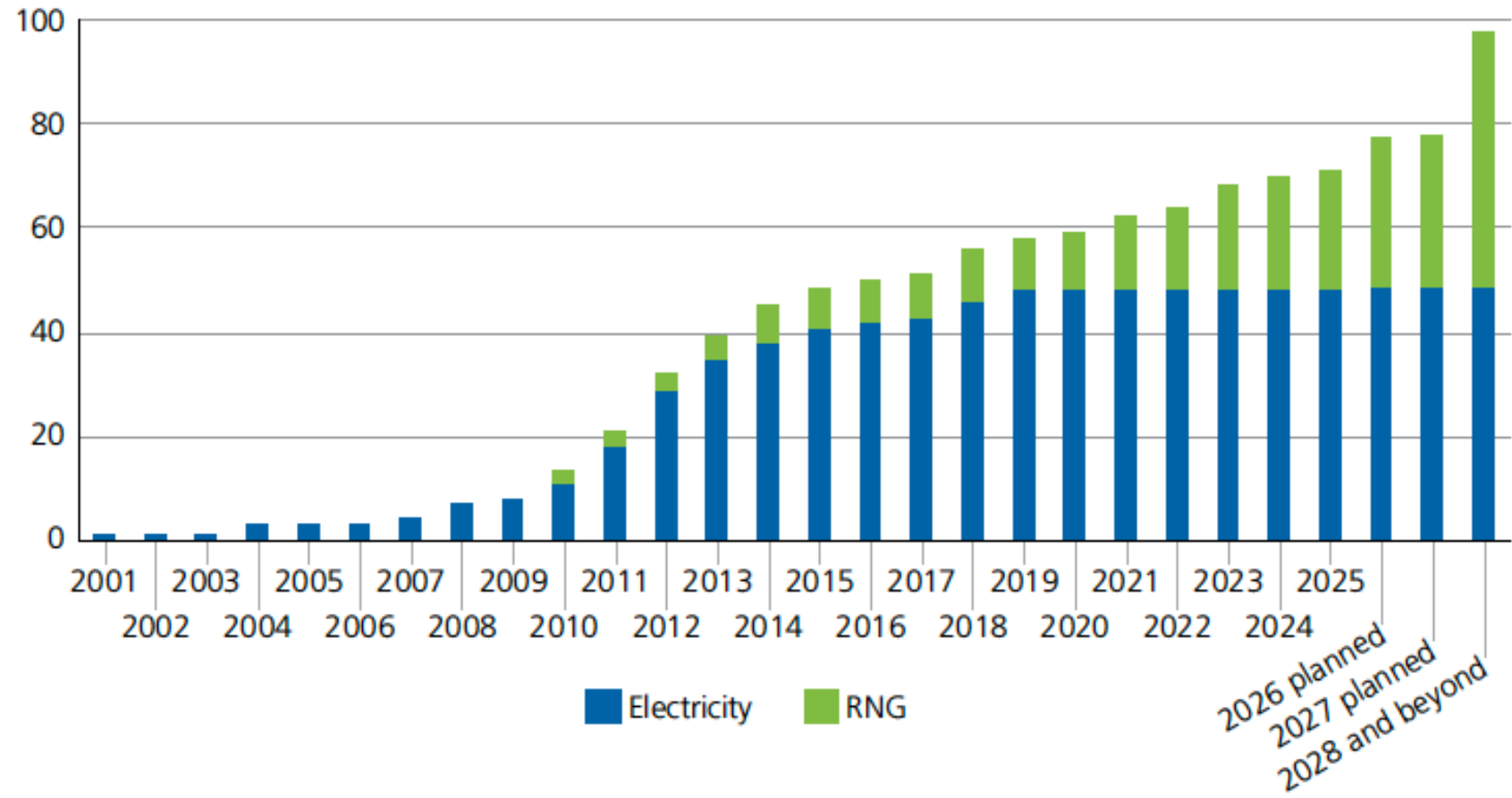


Figure 7. Biogas Project Development



*THANK YOU*



**ATLANTICA**  
**CENTRE**  
**FOR ENERGY**